



**District Report Card: 2017**


<b>State:</b> Gujarat	<b>District:</b> Gandhinagar
<b>Class:</b> 5	<b>Subject:</b> Language
<b>Schools:</b> 61	<b>Students:</b> 1380


**Participation/Coverage**


**Students**

<b>GENDER</b> 	Boys		Girls	
	Number	%	Number	%
	653	47.32	727	52.68

<b>AREA</b> 	Rural		Urban	
	Number	%	Number	%
	1205	87.32	175	12.68

<b>CATEGORY</b> 	SC		ST		OBC		GEN	
	Number	%	Number	%	Number	%	Number	%
	77	5.58	55	3.99	1081	78.33	167	12.10

<b>CWSN</b> 	LD	VI	HI	S&LD	ID	Oth
	1	1	0	2	1	2

<b>Management</b> 	Government		Government-aided	
	Number	%	Number	%
	1301	94.28	79	5.72

**Average Performance of Students in Language (%)**

Overall	Gender		Area		Management		Social Group			
	Male	Female	Rural	Urban	Govt.	Aided	SC	ST	OBC	GEN
56.00	54.90	56.99	57.48	45.83	56.41	49.28	51.95	51.15	56.53	56.05

## Performance on Learning Outcomes (LOs)

Learning Outcomes	Description	Average Performance(%)
L504	Reads and comprehends independently storybooks, news items/ headlines, advertisements etc.	55.81
L508	Reads text with comprehension, locates details and sequence of events	56.09

Range of Performance of Students who Answered Correctly							
Below 30%		30% - 50%		50% - 75%		Above 75%	
Number	%	Number	%	Number	%	Number	%
195	14.13	351	25.43	533	38.62	301	21.81

## Lowest Performing Learning Outcomes (LOs)

- 1 - Reads and comprehends independently storybooks, news items/ headlines, advertisements etc. (55.81)
- 2 - Reads text with comprehension, locates details and sequence of events (56.09)